



F3 CL 17 FRIDGE F3 CL 22 FRIDGE

**CANTILEVER TAIL-LIFTS
WITH INSULATED PLATFORM**

LOAD CAPACITY: 1500, 2000, KG



DESCRIPTION

Anteo tail-lift, Fridge series, for insulated vans without rear doors.

Less weight, more useful capacity on the vehicle, faster unloading, and therefore more profit. Weight of only 520 Kg for 1.500 Kg capacity at 600 mm load centre.

An integrated structure consisting of aluminium and synthetic material gives to the tail-lift Fridge strength and lightness. (Patented)

K factor less than
0,4 (W/m² K)



SPECIFICATIONS

Platform:	Aluminium + insulation
Platform depth:	1598, 2195, 2340 mm rear bumper EEC type approved
Lift cylinders:	2
Tilt cylinders:	2
Autotilt at ground:	hydraulic (with memory feature)
Platform opening:	Powered opening
Power supply:	12 or 24 V
Low maint. bushes:	greasable
Frame color:	Black KTL plus and powder paint
Weight:	from 520 Kg

SUGGESTED OPTIONS

- Inside body remote control;
- Radio remote control;
- Foot operated controls on platform;
- Blinking lights on platform;
- Roll stop;
- Platform lock handle;
- Body seal kit





F3 CL 17 FRIDGE F3 CL 22 FRIDGE

**CANTILEVER TAIL-LIFTS
WITH INSULATED PLATFORM**

LOAD CAPACITY: 1500, 2000, KG

TECHNICAL DATA



Mod.	Load Capacity (600 mm load centre)	Weight* (Kg)	Floor to ground (max)	Floor to bottom of chassis		Mounting space (min)
				min	max	
F3 CL 17 H	1500	520	1285	455	580	757
F3 CL17 HS		535	1430	460	680	891
F3 CL 17 HL		550	1520	545	770	1032
F3 CL 22 H	2000	530	1285	455	580	757
F3 CL 22 HS		545	1430	460	680	891
F3 CL 22 HL		560	1520	545	770	1032

*Approximate weight for tail-lift equipped with aluminium platform dimensions 1958 x 2600 mm.

The above mentioned weights are approximate and may vary according to production. Anteo reserves the right to change weights and technical specifications without prior notice. No indemnity for damages can be claimed from Anteo for changes in technical specifications and/or in weight.

PLATFORM DIMENSIONS


Width	Depth (P)	Insulated depth (G)
2600 (max)	1958	1451
	2195	1688
	2340	1833



**LOW MAINTENANCE BUSHES
AND CHROMIUM PLATED PINS.**



**POWDER COATING PAINT (2)
ADDED TO KTL PLUS (1). NO
RUST AND NO SALT STAINS.**



**HI-TENSILE ALUMINUM
SPECIALISTS SINCE 1992.**



**LOW NOISE POWER UNIT
& NO ELECTRONICS = EASY
MAINTENANCE**