




REP 15/2
REP 20/2
REP 15/4
REP 20/4

TUCKAWAY TAIL-LIFTS

LOAD CAPACITY: 1500, 2000 KG



DESCRIPTION

The REP folding tail-lifts are the ideal tail-lifts for distribution, vehicle rental companies, for vehicles where the maximum variable use is needed and/or vehicles for docking work.

REP 15/2, REP 20/2 and REP 15/4, REP 20/4 are recommended for bodies with flush doors, heavy duty vehicles and semitrailers.

The REP 15/4 and REP 20/4 are equipped with tilt cylinders. This feature is a must where the operator loads or unloads goods on gradients.

SPECIFICATIONS

Platform depth:	from 1133 to 1583 mm
Platform width:	2300 mm (2500 max)
Lift cylinders:	2
Tilt cylinders:	none (REP/2) - 2 (REP/4)
Autotilt at ground:	Mechanical
Platform opening:	Manual opening
Power supply:	12 or 24 V
Frame color:	Black KTL plus and powder paint
Weight:	from 386 Kg

SUGGESTED OPTIONS

- Inside body remote control;
- Radio remote control;
- Foot operated controls on platform;
- Blinking lights on platform;
- Roll stop;
- Light brackets





REP 15/2
REP 20/2
REP 15/4
REP 20/4

TUCKAWAY TAIL-LIFTS


LOAD CAPACITY: 1500, 2000 KG

TECHNICAL DATA

Mod.	Load capacity (centre to centre at 600 mm - 23 in)	Standard platform dimensions Depth x Width	Weight *	Floor to ground (max)	Mounting space (min)
REP 15/2 REP 15/4	1500 Kg	1133 x 2300 mm (**)	386 Kg	1515 mm	1186 mm
		1233 x 2300 mm (**)	393 Kg		
		1433 x 2300 mm (**)	405 Kg		
		1583 x 2300 mm (**)	420 Kg		
REP 20/2 REP 20/4	2000 Kg	1133 x 2300 mm (**)	427 Kg	1515 mm	1186 mm
		1233 x 2300 mm (**)	433 Kg		
		1433 x 2300 mm (**)	445 Kg		
		1583 x 2300 mm (**)	460 Kg		

01/2021


*Weight does not include rear cross member (55 Kg). REP/4 weight increases by 27 Kg. ** width up to 2500 mm available on demand. The above mentioned weights are approximate and may vary according to production. Anteo reserves the right to change weights and technical specifications without prior notice. No indemnity for damages can be claimed from Anteo for changes in technical specifications and/or in weight.



LOW MAINTENANCE BUSHES AND CHROMIUM PLATED PINS.



POWDER COATING PAINT (2) ADDED TO KTL PLUS (1). NO RUST AND NO SALT STAINS.



HI-TENSILE ALUMINUM SPECIALISTS SINCE 1992.



LOW NOISE POWER UNIT & NO ELECTRONICS = EASY MAINTENANCE

